



**KHSAA TITLE IX  
ANNUAL REPORT SUBMISSION  
STATUS REPORT  
2007-2008**

KHSAA  
Form T65  
Revised 3/08

TO: KHSAA Member School Superintendents, Principals, and Athletic Directors

FROM: Brigid L. DeVries, Commissioner  
Larry Boucher, Assistant Commissioner

DATE: April 15, 2008

School	Campbellsville High School	Reviewed by	Gary W. Lawson
--------	----------------------------	-------------	----------------

The following is a status report regarding the required 2007 - 2008 Title IX Annual Report submission of forms due into the KHSAA office by April 15, 2008. Appropriate KHSAA Audit Team personnel have reviewed these forms and the following is a summary of this review.

I. Checklist of Forms properly submitted in a satisfactory manner:

<b>X</b>	GE 19 (Annual Verification)	<b>X</b>	T-35 (Budget Expenses)
<b>X</b>	T-1 (Summary Program Chart 1)	<b>X</b>	T-36 (Budget Expenses)
<b>X</b>	T-2 (Summary Program Chart 2)	<b>X</b>	T-41 (Checklist - Overall Interscholastic Program)
<b>X</b>	T-3 (Summary Program Chart 3)	<b>X</b>	T-60 (Corrective Action Plan)
<b>X</b>	T-4 (Summary Program Chart 4)	<b>X</b>	T-63 (Interscholastic Survey Results)

II. Status

A.	<b>X</b>	2007 - 2008 Forms are satisfactory and no further information or action is necessary at this time.
B.		Errors have been noted with respect to the following forms:
C.		The following forms were omitted and must be submitted by school representatives:
D.	<b>X</b>	According to the 2007-2008 data, the school appears to be meeting the standards established in: <input type="checkbox"/> Test 1 (Athletic participation is proportionate to enrollment) <input checked="" type="checkbox"/> Test 2 (History and continuing practice of program expansion) <input type="checkbox"/> Test 3 (Full and effective accommodation of interests and abilities)
E.	<b>X</b>	Other Recommendation and Comments: <b>Total athletic spending in the benefits area appears to be slightly outside acceptable parameters. This spending should be monitored by school officials. The boys advantage designated on the T-41 form appears to be addressed in the Corrective Action Plan.</b>



**KENTUCKY HIGH SCHOOL ATHLETIC ASSOCIATION  
2007-2008 ANNUAL VERIFICATION OF TITLE IX PROCEDURES**

*KHSAA Form GE19  
Rev.12/07*

(To be submitted by April 15, 2008 along with other required forms)

The Campbellsville High School, Campbellsville, Kentucky  
(Name of High School) (City)

certifies to the Kentucky High School Athletic Association that the following is an accurate and true representation of the facts surrounding compliance with 20 U.S.C. Sections 1681-1688, et. Seq. (also known as Title IX)

**I certify the following provisions in accordance with records at the school contained in the permanent Title IX file, at least one copy of which must be maintained in the Principal's office, and to the best of my knowledge have completed the following tasks.**

Established a gender equity committee at the high school. (list committee personnel and provide attachment if necessary)

Name	Address	Phone	Title (Supt., Principal, Student, Parent, Coach, Etc.)
Diane Woods-Ayers	136 S. Columbia Ave.	270-465-4162	Superintendent
Mike Deaton	230 W. Main St.	270-465-8774	Principal
Katie Wilkerson	189 Eagle Dr.	270-789-1669	Coach & Asst. AD
Laura Benningfield	2202 Old Lebanon Rd.	270-789-3154	Coach
Vangie Altman	801 Forrest Hills Dr.	270-789-4161	Parent
Vanessa Morris	219 Bell Ave.	270-789-4400	Parent
Auburn Wigginton	1001 Deerpark Rd.	270-469-9389	Student
David Petett	103 Mayfield Dr.	270-465-0079	Coach
Robyn Montgomery	400 Highland Dr.	270-789-7917	Parent

Scheduled a minimum of three meetings during the 2007-2008 school year on the following dates:

October 16, 2007
January 30, 2008
March 20, 2008

Designated the following person(s) as the Title IX coordinator for the school:

Name	Title	Address	Phone
Jim A. Hardy	Athletic Director - CAA	230 W. Main St.	270-465-8774

Designated the following person(s) as the Title IX coordinator for the district:

Name	Title	Address	Phone
Jeff Richardson	DPP	136 S. Columbia Ave.	270-465-4162

School personnel are continuing to make periodic reviews of the boys' and girls' athletics program reflected in the Corrective Action Plan.

In addition to the above information, the above referenced school maintains a complete permanent file relative to Title IX records including copies of the self-assessment audit, all corrective action plans, and other related materials.

  
Principal's Signature

3-24 20 08  
Date

  
Superintendent Signature

  
School Board Chairpersons' Signature

*(Send original copy to KHSAA - Maintain duplicate in Title IX school folder)*

**2007-2008**  
**ACCOMMODATION OF INTERESTS AND ABILITIES**  
**SUMMARY PROGRAM CHART 1**

KHSAA  
 Form T1  
 Rev. 12/07

**Participation Opportunities Test One**

		(Column 1)	(Column 2)	(Column 3)	(Column 4)
	Program	Enrollment	Percentage of Total Enrollment	Number of Interscholastic Participants (double and triple count)	Percentage of Total Participation
Row 1	GIRLS	153	50.33	126	42.00
Row 2	BOYS	151	49.67	174	58.00
Row 3	Totals	304	100%	300	100%

Instructions:

\*Number of 8<sup>th</sup> grade students & below used in Column 3 and Column 4 calculations if applicable: 71

- 1) Determine the total number of girls enrolled, (place in Row 1, Column 1). Determine the total number of boys enrolled, (place in Row 2, Column 1).
- 2) Add the total number of girls and boys enrolled to determine total enrollment, (place in Row 3, Column 1).
- 3) Calculate the percentage of total enrollment that is female. (Divide Row 1, Column 1 by Row 3, Column 1 and place in Row 1, Column 2.) Calculate the percentage of total enrollment that is male. (Divide Row 2, Column 1 by Row 3, Column 1 and place in Row 2, Column 2.) Note: Row 1, Column 2 plus Row 2, Column 2 should total 100%.
- 4) Ask the head coaches to review the most updated eligibility or squad lists for their teams. Ask coaches to confirm the names of those individuals who are on the team as of the first **date of regular season competition**, and cross out the names of those who were cut from the team or quit the team prior to the first regular season competitive event. Determine the total number of interscholastic athletics participants that are girls, (and place in Row 1, Column 3). In order to determine the total number of athletics participants, an individual should be counted each time he or she participates on a team. For example, if Jane Doe competes on the varsity volleyball team, the junior varsity volleyball team, the junior varsity basketball team, and the varsity softball team, she should be counted as four participants (**do not include club or intramural sports participants, cheerleaders, dance teams, or pom squads**). Calculate the same way for boys and girls. \* In addition, should 8<sup>th</sup> grade students and below play on a Freshman, Junior Varsity, or Varsity team, they should also be counted for each team and sport on which they participate. If applicable, please asterisk the above notation as to how many 8<sup>th</sup> grade students & below are included in the totals.  
 Using the same procedure, determine the total number of interscholastic athletic participants that are boys, (and place in Row 2, Column 3). Add Row 1, Column 3 plus Row 2, Column 3 to get total participants and place in Row 3, Column 3.
- 5) Calculate the percentage of female participation. (Row 1, Column 3 divided by Row 3, Column 3 and place in Row 1, Column 4.) Calculate the percentage of male participation. (Row 2, Column 3 divided by Row 3, Column 3 and place in Row 2, Column 4.) Note: Row 1, Column 4 plus Row 2, Column 4 should total 100%.

Note: While being within three percent is not a formal compliance standard; if the percent listed in Row 1, Column 4 is within 3% of Row 1, Column 2, then it provides a good target within which compliance is likely.

Principal's Signature: 

Date: 3-24-08

**2007-2008**  
**ACCOMMODATION OF INTERESTS AND ABILITIES**  
**SUMMARY PROGRAM CHART 2**


KHSAA  
 Form T2  
 Rev. 12/07

**Participation Opportunities Test Two**

		Column 1	Column 2	Column 3	Column 4	Column 5
<b>Program</b>		<b>Number of Teams Currently Offered</b>	<b>Number of Participants</b>	<b>Number of Teams Added Since the beginning of the 2003-2004 School Year</b>	<b>Current Number of Participants for each team added Since the beginning of the 2003-2004 School Year</b>	<b>Percent of Total Participation By Sex Added Since the beginning of the 2003-2004 School Year</b>
<b>GIRLS</b>	Row 1	varsity:	8	73	2	14
	Row 2	j.v.:	3	36	0	0
	Row 3	frosh:	2	17	2	18
	Row 4	total:	13	126	4	32
						25.39
<b>BOYS</b>	Row 5	varsity:	7	108	1	8
	Row 6	j.v.:	3	47	0	0
	Row 7	frosh:	2	19	1	12
	Row 8	total:	12	174	2	20
						11.48

- 1) For Column 1, list the number of interscholastic teams offered for girls and boys at each competitive level (varsity, junior varsity, and freshman). For girls, total each of the entries in Rows 1, 2, and 3 into Row 4. For boys, total Rows 5, 6, and 7 into Row 8.
- 2) For Column 2, list the number of participants at each level. For girls, total each of the entries in Rows 1, 2, and 3 into Row 4. For boys, total Rows 5, 6, and 7 into Row 8. **Note:** The totals in Row 4 for girls and in Row 8 for boys must be the same as the totals in Form T-1, Column 3, Rows 1 and 2 respectively.
- 3) For Column 3, list the number of interscholastic teams that have been added in the last five years at each competitive level. Count each team added during the 5 year period only one time. e.g. Girl's junior varsity soccer was added 3 years ago, count the team only once, not 3 times. For girls, total the entries in Rows 1, 2, and 3 into Row 4. For boys, total Rows 5, 6, and 7 into Row 8.
- 4) For Column 4, list the number of participants that are **currently** on each level of the teams that were added in the last five years. If a team was added previously but no longer exists, there are no current participants to be added for that team. For girls, total the entries in Rows 1, 2, and 3 into Row 4. For boys, total Rows 5, 6, and 7 into Row 8.
- 5) For Column 5, calculate the percentage of participants that have been added in the last five years. For girls, take the number in Column 4, Row 4 and divide by the number in Column 2, Row 4. For boys, take the number in Column 4, Row 8 and divide it by the number in Column 2, Row 8.

Note: If the percentage of current participants added in the last five years is 25% or greater, compliance with Test Two may be possible. If less than 25%, then compliance with Test Three should be analyzed. **CAUTION:** 25% is not a formal compliance standard.

Principal's Signature: 

Date: 3-24-08

**2007-2008**  
**ACCOMMODATION OF INTERESTS AND ABILITIES**  
**SUMMARY PROGRAM CHART 3**


KHSAA  
 Form T3  
 Rev. 12/07

**Participation Opportunities Test Three**

FOR ANY QUESTION ANSWERED "YES" IDENTIFY THE RESPECTIVE SPORT(S).

	GIRLS (Yes / No)		BOYS (Yes / No)
1. For a sport <u>not</u> currently offered in your interscholastic athletics program, is there sufficient interest to form a viable interscholastic team based on participation on an intramural team.	NO		NO
2 For a sport <u>not</u> currently offered, is there sufficient interest, based on the responses to your most recent Student Interest Survey, to form a viable interscholastic team for a sport not currently offered. If yes, what sport?	Cross country – will follow up.		Cross country, wrestling - will follow up
3. For a sport currently offered at the junior varsity or freshman level is there sufficient interest, based on your most recent Student Interest Survey, to form a varsity team not currently offered?	NO		NO
4. For a sport currently offered at the varsity level only, is there sufficient interest, based on your most recent Student Interest Survey, to form a viable team for a junior varsity or freshman team that is not currently offered?	NO		NO
5. If you answered YES to question (1), (2), (3), or (4), are there enough high schools in the geographic area offering the sport (at the appropriate level) to allow for the development of a reasonable schedule of competition?	yes		yes

**Plans to Address Interest:** We conducted a sign up for Cross Country to determine interest in the spring of 2007 with only one signing up. We will do another survey this spring to see if the numbers would be there to provide a team. We will have an interest meeting for wrestling also to determine if there is enough numbers. We offered wrestling at one time but could not sustain enough weight classes to have a team. We also offer boys swimming but we have no boy's participants but from the survey there shows enough numbers that there could be enough for a team so swimming coach will follow up.

Principal's Signature : 


Date: 3-24-08

**2007-2008  
ACCOMODATION OF INTERESTS AND ABILITIES  
SUMMARY PROGRAM CHART 4**

**Levels of Competition Test One**

		Column 1	Column 2	Column 3
Girls	Team Levels	Number of Teams Currently Offered	Number of Participants	Percentage of Participants at Each Level
Row 1	varsity:	8	73	57.94
Row 2	j.v.:	3	36	28.57
Row 3	frosh:	2	17	13.49
Row 4	total:		126	100%
Boys				
Row 5	varsity:	7	108	62.06
Row 6	j.v.:	3	47	27.02
Row 7	frosh:	2	19	10.92
Row 8	total:		174	100%

- 1) Column 1, list the number of interscholastic teams offered for girls and boys at each competitive level; varsity, junior varsity, and freshman. (Refer to Form T-2, Accommodation of Interests and Abilities, Summary Program Chart 2, Column 1.)
- 2) For Column 2, list the number of participants at each level. For girls, total the entries in Rows 1, 2, and 3 into Row 4. For boys, total the entries in Rows 5, 6, and 7 into Row 8. (Refer to Form T-2, Accommodation of Interests and Abilities, Summary Program Chart 2, Column 2.)
- 3) For Column 3, calculate the percentage of female and male participants at each level.  
For girls' varsity, junior varsity, and frosh, respectively:
  - Divide Column 2, Row 1 by Column 2, Row 4, and place the percentage in Column 3, Row 1
  - Divide Column 2, Row 2 by Column 2, Row 4, and place the percentage in Column 3, Row 2.
  - Divide Column 2, Row 3 by Column 2, Row 4, and place the percentage in Column 3, Row 3.
  -
 For boys' varsity, junior varsity, and frosh, respectively:
  - Divide Column 2, Row 5 by Column 2, Row 8, and place the percentage in Column 3, Row 5.
  - Divide Column 2, Row 6 by Column 2, Row 8, and place the percentage in Column 3, Row 6.
  - Divide Column 2, Row 7 by Column 2, Row 8, and place the percentage in Column 3, Row 7.


Principal's Signature:  Date: 3-24-08

**2007-2008  
ACTUAL EXPENDITURES - PROGRAM COMPARISON CHART 1  
TO INCLUDE BOOSTER CLUB FUNDING**

	equipment and supplies		travel		awards		coaches' salaries (to include supplemental and extended employment; dollar amount required)		facilities improvements		publications (if sport-specific)	
	Expenditures		Expenditures		Expenditures		Expenditures		Expenditures		Expenditures	
	School	Booster	School	Booster	School	Booster	School	# Coaches for all levels / # Teams for all levels	School	Booster	School	Booster
<b>G basketball</b>	2228	1580	4233	2649	296	699	14588	3 / 3	00	00	00	495
<b>B basketball</b>	3955	3311	5363	529	301	136	15188	3 / 3	00	742	00	2180
<b>G softball</b>	2492	1842	3833	1114	00	263	5478	2 / 3	00	00	00	00
<b>B baseball</b>	2850	2995	3627	14126	00	349	4944	2 / 3	159	1063	00	00
<b>G cross country</b>												
<b>B cross country</b>												
<b>G golf</b>	162	70	883	00	00	00	2195	1 / 1	00	00	50	00
<b>B golf</b>	190	70	650	00	00	00	2195	1 / 1	00	00	50	00
<b>G soccer</b>	600	00	1876	00	27	00	3130	2 / 1	00	00	50	00
<b>B soccer</b>	593	00	1638	00	60	167	1826	1 / 1	00	00	50	00
<b>G swimming</b>	168	00	00	00	00	00	750	1 / 1	00	00	00	00
<b>B swimming</b>												

1. Total expenditures on T-35 and T-36 on the 2007-2008 year report due by April 15, 2008, should reflect the total monies spent (rounded off to nearest dollar) for the entire school year of 2006-2007 ending June 30, 2007.  
 2. Booster Club Funding/Contributions must be included in the above expenditures total. (Note: It is illegal for coaches to be paid by Booster Clubs - Reference KHSAA Bylaw 27)

Date: 3-24-08

Principal's Signature:   
 Copyright 1999, Good Sports, Inc., Title IX and Gender Equity Specialists. All rights reserved.

**2007-2008  
ACTUAL EXPENDITURES - PROGRAM COMPARISON CHART 2  
TO INCLUDE BOOSTER CLUB FUNDING**

	equipment and supplies		travel		awards		coaches' salaries (to include supplemental and extended employment; dollar amount required)		facilities improvements		publications (if sport-specific)	
	Expenditures		Expenditures		Expenditures		Expenditures		Expenditures		Expenditures	
	School	Booster	School	Booster	School	Booster	School	Booster	School	Booster	School	Booster
G track	100	273	1185	30	00	80	1566	1	00	00	00	00
B track	100	273	1185	30	00	120	1826	1	00	00	00	00
G tennis	143	115	370	00	66	49	1322	1	00	00	00	00
B tennis	143	34	370	00	36	39	1322	1	00	00	00	00
G volleyball	3011	533	2545	00	201	207	3130	2	00	00	50	00
B wrestling												
G (list sport)												
B football	11425	1694	2886	1076	00	432	21252	5	1845	00	50	00
G (list sport)												
B (list sport)												


1. Total expenditures on T-35 and T-36 on the 2007-2008 year report due by April 15, 2008, should reflect the total monies spent (rounded off to nearest dollar) for the entire school year of 2006-2007 ending June 30, 2007.

2. Booster Club Funding/Contributions must be included in the above expenditures totals.

Indicate percentage of total expenditures for each gender: (If disparities are obvious, list on your Corrective Action Plan (T-60) what action you will take to correct the problem).

Gender	Expenditures	Percentage
Boys	\$115445.00	63%
Girls	\$66727.00	37%
<b>Total:</b>	<b>\$182172.00</b>	<b>100%</b>

Principal's Signature: \_\_\_\_\_



Date: 3-24-08



## 2007-2008 KHSAA TITLE IX ATHLETICS AUDIT

KHSAA  
Form T41  
Rev. 12/07

### Checklist - Overall Interscholastic Athletics Program


**DIRECTIONS:**

For the Areas of Compliance (Opportunities and Benefits) listed on the left hand side of the page, place a checkmark under the appropriate column identifying whether your school provided an advantage to the Girls' Program, or to the Boys' Program or to Neither Program. A review of T-35 and T-36 spending patterns might be helpful in completing this form.

Areas of Compliance:	ADVANTAGE TO:		
	GIRLS' PROGRAM	BOYS' PROGRAM	NEITHER PROGRAM
<b>OPPORTUNITIES</b>			
Accommodation of Interest and Abilities			X
<b>BENEFITS</b>			
Equipment and Supplies			X
Scheduling of Games and Practice Time			X
Travel and Per Diem Allowances		X	
Coaching			X
Locker Rooms, Practice and Competitive Facilities			X
Medical and Training Facilities and Services			X
Publicity			X
Support Services			X
Athletic Scholarships			X
Tutoring			X
Housing and Dining Facilities and Services			X
Recruitment of Student Athletes			X

If an advantage is shown, corrective action should be shown on T-60 (Corrective Action Plan).

Principal's Signature: \_\_\_\_\_



Date: 3-24-08

SCHOOL NAME

Campbellsville


**2007-2008**  
**TITLE IX**

**CORRECTIVE ACTION PLAN**

**DIRECTIONS:**

1. For Column 1, indicate the intended area (Opportunities or Benefits) which needs corrective action in order to achieve gender equity. For Column 2, write the suggested change or activities that will correct the area in need of alteration. For Column 3, include the estimated completion date for the changes or activities.
2. It is possible to attain compliance with Title IX and no longer need "corrective" action. However, the KHSAA strongly encourages compliant schools to identify items for improvement (Column 1), activities to accomplish the improvement (Column 2) and a timetable for completion (Column 3) that will strengthen the athletic program.
3. You may copy this form as needed. Please attach corrective action plans along with audit forms and submit by April 15, 2008.

COLUMN 1	COLUMN 2	COLUMN 3
ITEM FOR CORRECTION/ IMPROVEMENT	SUGGESTED CHANGE/ ACTIVITIES	TIME TABLE FOR CORRECTIVE ACTION/ AND OR COMPLETION DATE
Opportunities	Begin a freshman volleyball team and play at least a six game schedule.	Fall of 2008
Opportunities	Work to complete a full schedule in both boys and girls soccer.	Fall of 2008
Opportunities	Follow -- up survey of students in cross country and wrestling.	Spring of 2008
Benefits	Softball team is traveling to Florida this spring. This should close the gap in per diem spending but continue to monitor.	Spring 2008 through spring 2009
Benefits	Softball and baseball to work together on fundraisers next year.	Fall of 2008 through spring 2009

Principal's Signature: 

Date:

3-24-08



2007-2008 INTERSCHOLASTIC  
ATHLETICS SURVEY  
Summary of Student Responses

KHSAA  
Form T63  
Rev.12/07

School Name: Campbellsville High

**Enrollment**  
**(9-12 Grade): 304 (SHOULD AGREE WITH FORM T-1, COLUMN 1, ROW 3)**

**Number of 9-11 Grade Students Surveyed: 230**

**Number of 8<sup>th</sup> Grade Students Surveyed: 69**

Date: February, 28, 2008

Completed By: Jim Hardy

**Instructions:**

1. Summarize the Student Athletics Interest Surveys Form T-61 by listing the total number of responses on the line next to each sport.
2. Under the Other Category please provide a listing of the sports as well as the number of students who are interested in participating.
3. Please sign and date this Summary Form (T-63) and mail this Summary Form only to the KHSAA by April 15, 2008. Do not mail the student surveys (Form T-61). However, these Forms should be maintained in your files in the event they are requested subsequently.

299 Number of Surveys  
253 Total Returned (*A minimum of 80% return is expected*)  
8-11 Grades Surveyed (*Should be grades 9-11 and 8<sup>th</sup> grade if school has a feeder system*)

How Was The Survey Administered? Homerooms  
(e.g. was it given in all English classes, or all home rooms, or advisee/advisor?)

**KHSAA Sanctioned Fall Sports** (*List Total Number of Participation Responses*)

6 Cross Country (Girls)  
5 Cross Country (Boys)  
63 Football (Boys)  
7 Golf (Girls)  
11 Golf (Boys)  
24 Soccer (Girls)  
20 Soccer (Boys)  
48 Volleyball (Girls)

**Winter Sport** (*List Total Number of Participation Responses*)

Form T-63  
Rev. 12/07

<u>22</u>	Basketball (Girls)
<u>53</u>	Basketball (Boys)
<u>13</u>	Indoor Track (Girls)
<u>20</u>	Indoor Track (Boys)
<u>12</u>	Swimming & Diving (Girls)
<u>12</u>	Swimming & Diving (Boys)
<u>18</u>	Wrestling (Boys)

**Spring Sport** (*List Total Number of Participation Responses*)

<u>37</u>	Baseball (Boys)
<u>34</u>	Fast Pitch Softball (Girls)
<u>16</u>	Tennis (Girls)
<u>12</u>	Tennis (Boys)
<u>20</u>	Track (Girls)
<u>30</u>	Track (Boys)

**Non-KHSAA Championship Sports** (*From Student Survey T-61 Question 10*)

<u>6</u>	Archery
<u>9</u>	Field Hockey
<u>13</u>	Bowling
<u>3</u>	Gymnastics (Boys)
<u>8</u>	Gymnastics (Girls)
<u>6</u>	Ice Hockey
<u>11</u>	Lacrosse (Boys)
<u>0</u>	Lacrosse (Girls)
<u>12</u>	Rifle
<u>3</u>	Rodeo
<u>5</u>	Slow Pitch Softball
<u>9</u>	Volleyball (Boys)
<u>0</u>	Water Polo
<u>7</u>	Weightlifting

**Number of Students who participate in Intramural Sports**

(*From Student Survey T-61 Question 5*)

<b><u>Sport</u></b>	<b><u>Number</u></b>
Dodge ball	8
Football	13
Basketball	12

**List Intramural Sports students are interested in adding:**

*(From Student Survey T-61 Question 6)*

<u>Sport</u>	<u>Number</u>
Dodge ball	9
Flag Football	14
Basketball	15
Lacrosse	3
Volleyball	6

**Participation in Non-School Sports Activities**

*(From Student Survey T-61 Question 7)*

<u>Sport</u>	<u>Number</u>
Archery	4
Football	3
Jr. Guard	2

**Reasons for not participating in interscholastic athletics**

*(From Survey Question 8)*

- 19 I prefer other activities such as band, chorus, etc.
- 46 I don't have time
- 7 The practice schedules and game times are inconvenient
- 7 The sport I like isn't offered
- 6 It's too expensive
- 6 I prefer to participate in club or intramural sports
- 15 Working
- 36 Other:  
Didn't make the team, don't like sports

Student Suggestions to encourage participation

Provide transportation

Encourage people to play

Don't drug test

Provide more sports

Don't schedule two sports at the same time

  
Principal's Signature

3-24-08  
Date